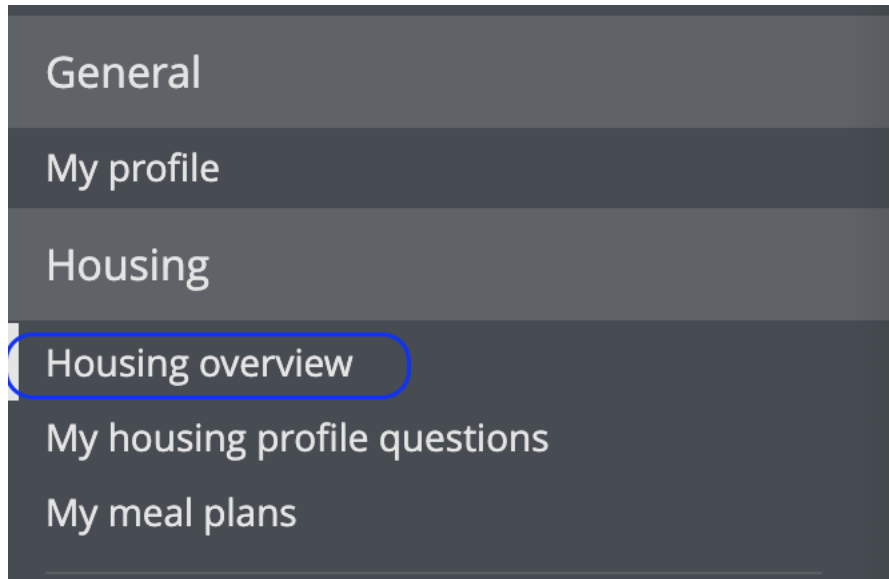


## NVU Room Lottery Process

### The Room Lottery Process


1. After you have applied for housing in [eRezLife](#), you can check your application status when you login.
2. Your application and application status can be viewed under the **Housing Overview** page.



3. Prior to entering the **Room Lottery Process**, you will be able to **preview rooms** under the **Housing Overview** page.

### Pending items



#### Room lottery

 Your room lottery timeslot is **Jan 27, 2020 at 01:15 pm PST**.

You may browse rooms now, and mark favorites to help you find your Room more quickly when your timeslot opens.

0:02:44

 [Preview Room](#)

4. You may search for specific rooms. Vacant rooms are indicated by the  icon, and rooms that are unavailable to you are indicated by the  icon.

Find your room

- Use the search filters on the left to find a room.
- Click the star ★ on the right to mark the room as a favorite. (tip: this will give you quick access once your selection is open)

☐ Only show my favorites ★
 ☒ Search for rooms

Building  
 Building B

Section  
 1AB

25 rooms match your search

Room 101	★
Room 102	★
Room 103	★

5. To make the room selection process easier, you can mark your favorite room(s) and view only your favorite room(s) during the Room Lottery Process later.

☒ Only show my favorites ★
 ☐ Search for rooms

Building  
 Building A

Section  
 1st Floor

Private Bathroom

Showing your favorite rooms.

Building B Room 113	★
Building B Room 124	★

6. Once you are eligible to enter the **Room Lottery Process** at your school, you will see a **'Browse Rooms'** button at the top of the **Housing Overview** page.


## Pending items

### Room lottery

You may now browse rooms and make your selection.

[Browse rooms](#)

7. Click the **'Browse Rooms'** button to browse rooms and make your selection.
8. You may search for specific rooms by building/section and/or other residence preferences set up at your school.

9. Click the  icon to select your room. You will not be able to make a selection on any unavailable rooms.

4 rooms match your search

Suite 100

Room 100A    

Room 100B  

Suite 101

Room 101A  

Room 101B  

10. A dialog window will be prompted with details of the selected room. Click the '**choose this bed**' button..

## Room 113

✕

### Details

Private Bathroom

No

Room Type

Single

Choose this Bed

11. Review the details of your room reservation. Click on '**Assign me now**' to confirm your assignment. Click the '**look at other rooms**' link to browse other rooms.

Find your room

### East Quad > Building B > 1AB > 113

You must confirm below before the assignment is finalized.

Step 1 Please review the details of the Bed you are picking.

#### Room 113

Private Bathroom

No

Room Type

Single

Step 2 Confirm your choice to finalize this assignment.

Assign me now

[Look at other rooms](#)

12. Alternatively, you can also cancel the current room reservation and look at other available rooms by clicking the '**cancel this reservation and continue looking at rooms**' link. Select a meal plan of your choice during this section as well.

### East Quad > Building B > 1AB > 113

Your reservation is complete!

You may change your mind and choose from alternate available beds until **Jan 31, 2020** after which your choice will be considered final.

#### Room 113

Private Bathroom

No

Room Type

Single

[Keep reservation, but browse other rooms](#)

[Cancel this reservation and look for another Room](#)

#### Meal plan

☒ Meal Plan 1

☐ Meal Plan 2

☐ Meal Plan 3

☐ Meal Plan 4

Choose meal plan

13. You can cancel your current reservation and choose from alternate available rooms until the room selection deadline indicated.

14. If you have a **roommate group**, you can also pull them in and place your roommates nearby.

**East Quad > Building B > 1AB > 101**

**You must confirm below before the assignment is finalized.**

Step 1 Please review the details of the Bed you are picking.

**Room 101**

Private Bathroom

No

Room Type

Double

Step 2 Decide if you are bringing your roommate group with you.

**Your roommate group**

Demo, Roommate

Place roommates \*

☐ Yes, place my roommates nearby right now.

☐ No, remove me from the roommate group and only assign me.

Step 3 Confirm your choice to finalize this assignment.

[Assign me now](#)

[Look at other rooms](#)