





Technology Requirements

NVU Online courses require students to use the Moodle learning management system on a weekly basis throughout the term. In order to ensure that students can access their course content in Moodle without problems, students should comply with the following technical requirements. Failure to meet these standards means that NVU technical support may not be able to resolve technical issues a student is having.

Device	Desktop computer Laptop
Operating System	Windows Operating System 7, 8, 8.1, or 10 Mac OS X Chrome
Hardware	<i>At least</i> 3.0 GHz processor 4 GB Ram (8 GB recommended) 120 GB (20 GB free) hard drive
Browsers Always upgrade to the latest version	<p> Mozilla Firefox Note: <i>This is the recommended browser for Moodle.</i></p> <p> Microsoft Internet Explorer</p> <p> Explorer Safari</p> <p> Google Chrome</p>
Internet Connection	Cable or DSL connection is necessary for an optimal online experience wireless internet connections are not recommended Dial-up internet connections are not supported
Adobe Reader	The latest version of Adobe Reader: https://get.adobe.com/reader/
MS Office	<p>MS Office 365</p> <p>NVU students and employees can download Office 365 for free:</p> <ol style="list-style-type: none"> 1. Login to email using the direct link: http://mail.o365.vsc.edu 2. Click on the settings gear in the upper right-hand corner. 3. Under “Your app settings,” select Office 365. 4. Select “Install Status” from the menu options in the blue area on the left. 5. Select “Install desktop applications.” 6. Select the “Install” button at the bottom. <p>Note: Users with Chromebooks will need to use the Web-based version of Microsoft tools.</p>